

GTRAP

Forbes Marshall Garment Trap

Description

The Forbes Marshall Garment Trap, GTRAP, removes condensate instantaneously as it is formed at saturation temperature assuring dry steam for ironing.

Application

Condensate removal from steam iron

Size and Pipe Connections

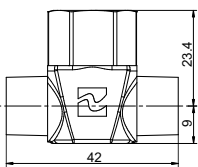
Sr.No.	Size	Inlet	Outlet
1	DN8	1/4" BSP-(M)	1/4" BSP-(M)
2	DN8	1/4" BSPT-(M)	1/4" BSPT-(M)
3	DN8	1/4" NPT-(M)	1/4" NPT-(M)
4	DN10	3/8" BSP-(M)	3/8" BSP-(M)
5	DN10	3/8" BSPT-(M)	3/8" BSPT-(M)
6	DN10	3/8" NPT-(M)	3/8" NPT-(M)
7	DN8	1/4" BSP-(F)	1/2" BSP-(M)
8	DN8	1/4" BSPT-(F)	1/4" BSPT-(M)
9	DN8XDN15	1/4" BSPT-(M)	1/2" BSPT-(F)
10	DN15	1/2" BSPT-(F)	1/2" BSPT-(F)

Note: 1/2" BSPT(F) is with add on screwed adaptor

Limited Conditions

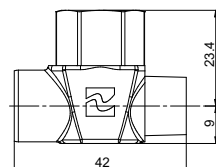
PMA Max allowable pressure	10 bar
TMO Max operating temperature	180°C
PMO Max operating pressure	5 bar g
Discharge capacity	50 kg/hr @ 3 bar g
Min working temperature	0°C

Dimensions of Model GTRAP



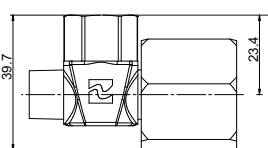
Approx. Wt. - 100 gm

For Sr. No. 1, 2, 3, 4, 5, 6



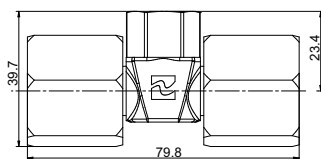
Approx. Wt. - 100 gm

For Sr. No. 7, 8



Approx. Wt. - 232 gm

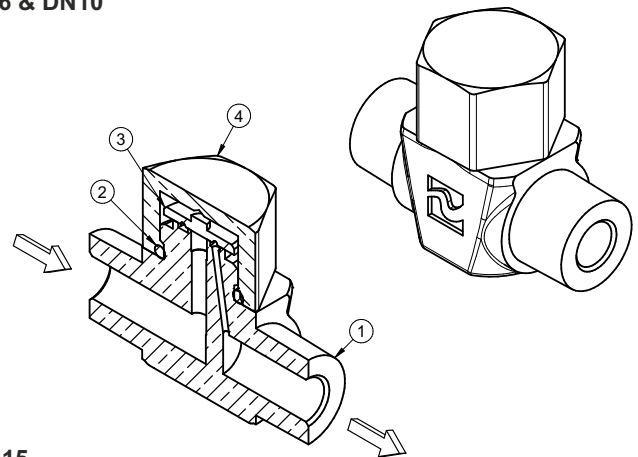
For Sr. No. 9



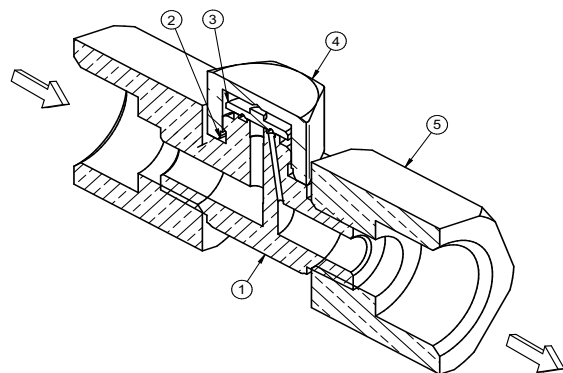
Approx. Wt. - 364 gm

For Sr. No. 10

DN6 & DN10



DN15



Materials

No.	Part	Material	Qty
1*	Body	Brass	1
2	O' ring	Silicone	1
3*	Disc	SS304	1
4*	Cap	Brass	1
5*	Connector 1/4"x1/2" BSPT	Brass	2

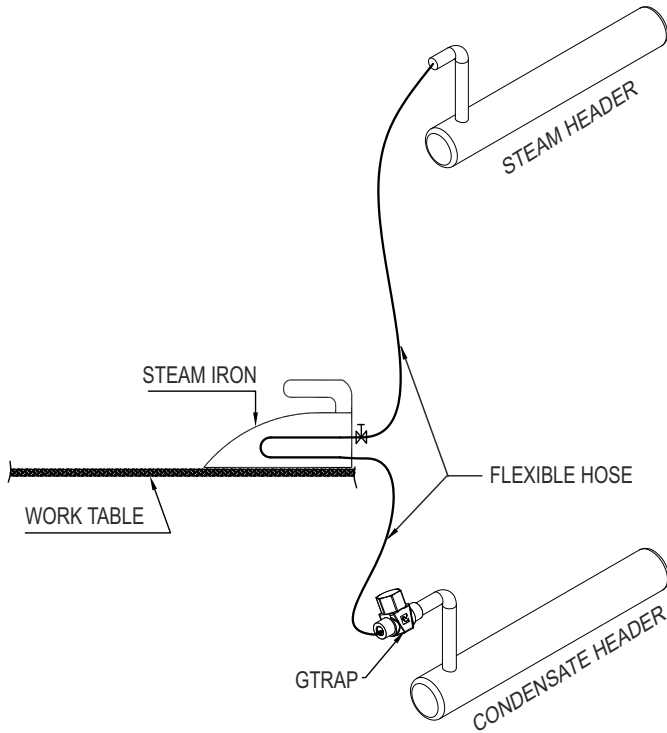
For 1/2" BSPT (F) End connection.

Salient Features

1. Forged body construction.
2. Disc and Seat lapped to minimize steam leakage.
2. Condensate entry below the disc concentric to disc/ seat ensures parallel lift of disc with reference to seat, eliminating any localised wear and tear.
4. Trap is designed to take care of lower condensate flow rates in steam iron applications.

Installation

Horizontal, as shown. Arrow on the body indicates direction of flow.



How to Order

Example:

- 1) 1No. DN6 Forbes Marshall Garment Trap.
GTRAP Screwed Inlet/Outlet 1/4" BSP-Male.
- 2) 1No. DN6 Forbes Marshall Garment Trap.
GTRAP Screwed Inlet 3/8" BSP-Male
Outlet 3/8" BSP-Male.

Available Spares:

The parts available as spares are shown with Alphabets.

Spares:

Disc and 'O' Ring kit for DN6 (Pack of 3) A+B

How to Order Spares:

Always order spares by using the description given in the column headed "Available Spares" and starting the size and type of trap.

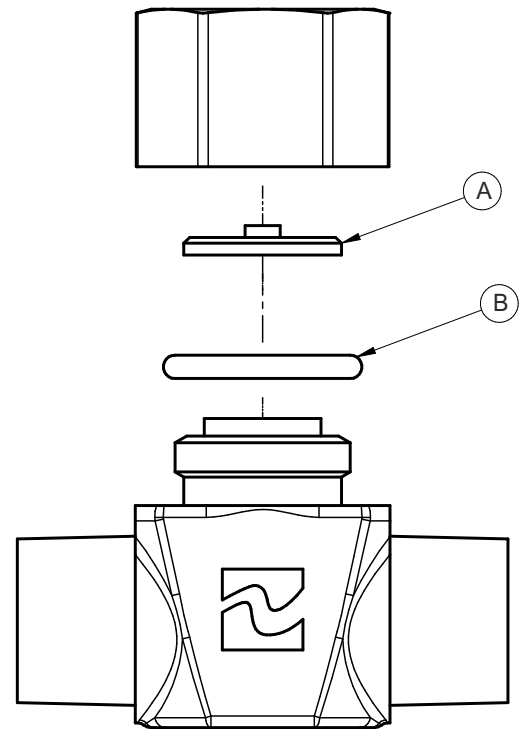
Example: 1No. Disc and 'O' Ring kit for DN6 Forbes Marshall Garment Trap GTRAP

Maintenance

Before attempting maintenance of the trap, ensure steam is vented to avoid injury. If the disc and body seating surfaces are only slightly worn, they can be refaced by lapping.

Use 400 grit emery paper. Place it on a flat surface like plate or glass and lap seat face in a motion of '8'. Then Lap disc with body seat face. Clean thoroughly.

When reassembling, the disc is placed in position with grooved side in contact with the body seating face (refer figure)



www.forbesmarshall.com

Forbes Marshall Arca

Codel International

Krohne Marshall

Forbes Vyncke

Forbes Marshall Steam Systems

A: Forbes Marshall Pvt. Ltd.
Opp. 106th Milestone, CTS 2220,
Mumbai-Pune Road, Kasarwadi,
Pune MH 411034 INDIA
P: +91(0)20-68138555
F: +91(0)20-68138402

E: ccmidc@forbesmarshall.com

© All rights reserved. Any reproduction or distribution in part or as a whole without written permission of Forbes Marshall Pvt Ltd, its associate companies or its subsidiaries ("FM Group") is prohibited.

Information, designs or specifications in this document are subject to change without notice. Responsibility for suitability, selection, installation, use, operation or maintenance of the product(s) rests solely with the purchaser and/or user. The contents of this document are presented for informational purposes only. FM Group disclaims liabilities or losses that may be incurred as a consequence of the use of this information.

Forbes Marshall International Pte. Ltd.
16A, Tuas Avenue 1,
#05-21, JTC Space @Tuas
Singapore - 639533
P: +65 6219 3890

CIN No: U28996PN1985PTC037806